



LESSO


182 N-TopCon Bifacial Half-cell Module

460W ~ 485W



 **12** years product workmanship warranty

 **30** years linear power output warranty

 1st year power degradation no more than **1%**
Subsequent annual power degradation no more than **0.40%**



LESSO 182 N-TopCon Bifacial Half-cell Module



Power Range
460W ~ 485W



Power Output Tolerance
0W ~ +5W



Maximum Efficiency
22.4%

Features and Benefits



10-30% Additional Power Generation

30 years lifespan brings 10-30% additional power generation comparing with conventional P-type module.



Better Weak Illumination Response

Higher power output even under low-light environments like on cloudy or foggy days.



ZERO LID (Light Induced Degradation)

N-type solar cell has no LID naturally which can increase power generation.



Better Temperature Coefficient

Higher power generation under working conditions, thanks to passivating contact cell technology.



Lower LCOE

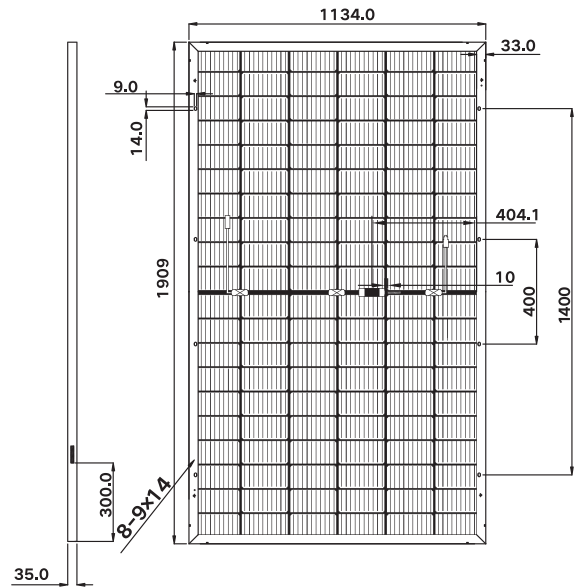
Higher bifaciality, higher power output and lower BOS cost.



Wider Applicability

More application scenes like BIPV, vertical installation, snowfield, high-humid, windy and dusty area.

(Unit: mm)



Electrical Performance Parameters | STC

Model Type		460C(HBD) 60(182)	465C(HBD) 60(182)	470C(HBD) 60(182)	475C(HBD) 60(182)	480C(HBD) 60(182)	485C(HBD) 60(182)
Nominal Max. Power	P _{max} (W)	460	465	470	475	480	485
Maximum Power Voltage	V _{mp} (V)	34.61	34.84	35.05	35.27	35.48	35.69
Maximum Power Current	I _{mp} (A)	13.29	13.35	13.41	13.47	13.53	13.59
Open Circuit Voltage	V _{oc} (V)	41.27	41.47	41.67	41.87	42.07	42.27
Short Circuit Current	I _{sc} (A)	14.37	14.43	14.49	14.55	14.61	14.67
Module Efficiency	(%)	21.25	21.48	21.71	21.94	22.17	22.40
Power Output Tolerance	(W)	0~+5W					

* STC: Irradiance 1000W/m², Cell Temperature 25°C, Air Mass AM1.5.

* Power measurement tolerance ±3%.

Electrical Performance Parameters | NMOT

Model Type		460C(HBD) 60(182)	465C(HBD) 60(182)	470C(HBD) 60(182)	475C(HBD) 60(182)	480C(HBD) 60(182)	485C(HBD) 60(182)
Nominal Max. Power	P _{max} (W)	345	349	353	357	361	365
Maximum Power Voltage	V _{mp} (V)	32.69	32.87	33.06	33.25	33.43	33.61
Maximum Power Current	I _{mp} (A)	10.56	10.62	10.68	10.74	10.80	10.86
Open Circuit Voltage	V _{oc} (V)	38.77	38.96	39.15	39.34	39.53	39.72
Short Circuit Current	I _{sc} (A)	11.69	11.74	11.79	11.84	11.89	11.94

* NMOT: Irradiance 800W/m², Cell Temperature 20°C, Wind Speed 1m/s.

* Power measurement tolerance ±3%.

Structure Performance

Solar Cell Type	182mm N-TopCon Mono Cell
Solar Cell Arrangement	120pcs(6×20)
Module Dimension	1909×1134×35mm
Weight	26.9kg
Front Glass	2.0mm, highly transparent tempered glass with anti-reflective coating
Frame	Anodized Aluminum Alloy
Junction Box	IP68 rated
Cable	4mm ² , portrait ^{400mm (+)} / _{200mm (-)} , landscape ^{1400mm (+)} / _{1400mm (-)} Length can be customized
Diode Quantity	3 pcs
Front side/Rear side	5400pa/2400pa
Connector	MC4 Compatible
Per Pallet	31pcs
Per Container(40'HQ)	744pcs

Temperature Characteristics

Nominal Module Operating Temperature	44±2°C
Temperature Coefficient (I _{sc})	+0.043%
Temperature Coefficient (V _{oc})	-0.25%
Temperature Coefficient (P _{max})	-0.30%

Maximum Parameters

Working Temperature	-40~85°C
Maximum System Voltage	1500V DC
Nominal Maximum Fuse Current	30A

Lesso New Energy Development Private Limited

One Raffles Quay, North Tower, #19-03, Singapore 048583

LESSO Group, STOCK CODE: 2128.HK



info@lessosolar.com



www.lessosolar.com



LESSO Solar

Data contained in these specifications is subject to change without notice.