

182 P-type series

## 182 P-type Monofacial Module

525W ~ 550W



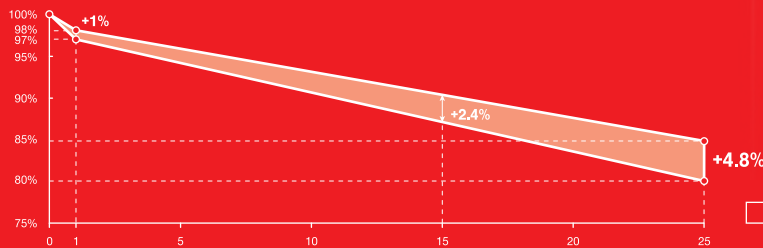
**12** years product  
workmanship warranty



**25** years linear power output  
warranty



**2%** 1st-year degradation  
**0.55%** annual degradation



### FEATURES AND BENEFITS



The application of multi-busbar (MBB) half-cut cell technology brings stronger resistance to shade and lower risk of hot spot.



Strict control on raw materials and process optimization of high efficiency PERC ensure better resistance against PID of PV module.



Through harsh weathering tests of sand, dust, salt mist, ammonia, etc., to get stronger weather resistance of outdoor environment.



By series and parallel design, to reduce the series RS and achieve higher power output and lower BOS cost.



Lower temperature coefficient and lower operating temperature can ensure higher power generation.



Lower oxygen and carbon content result in lower LID.

# LESSO 182 P-type Monofacial Module



Power Range  
**525W ~ 550W**



Power Output Tolerance  
**0W ~ +5W**

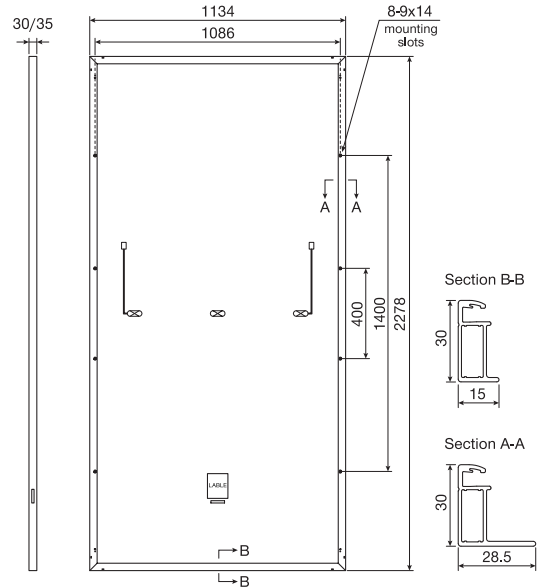


Maximum Efficiency  
**21.29%**

## Structure Performance

<b>Solar Cell Type</b>	182mm Mono-crystalline (Half Cell)
<b>Solar Cell Arrangement</b>	144pcs(6×24)
<b>Module Dimension</b>	2278×1134×35mm/30mm
<b>Weight</b>	28.0kg(35mm) / 26.3kg(30mm)
<b>Front Glass</b>	3.2mm, highly transparent tempered glass with anti-reflective coating
<b>Back Sheet</b>	White
<b>Frame</b>	Anodized Aluminum Alloy
<b>Junction Box</b>	IP68 rated
<b>Cable</b>	4mm <sup>2</sup> , portrait <sup>400mm (+)</sup> / <sub>200mm (-)</sub> , landscape <sup>1400mm (+)</sup> / <sub>1400mm (-)</sub> Length can be customized
<b>Diode Quantity</b>	3 pcs
<b>Front side / Rear side</b>	5400pa / 2400pa
<b>Connector</b>	MC4 Compatible
<b>Per Pallet</b>	31pcs(35mm) / 36pcs(30mm)
<b>Per Container(40'HQ)</b>	620pcs(35mm) / 720pcs(30mm)

(Unit: mm)



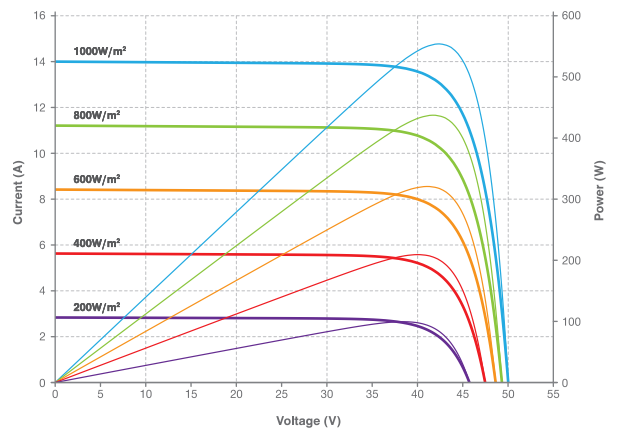
## Electrical Performance Parameters | STC

Model Type	525D(HPM) 72(182)	530D(HPM) 72(182)	535D(HPM) 72(182)	540D(HPM) 72(182)	545D(HPM) 72(182)	550D(HPM) 72(182)
<b>Nominal Max. Power</b> P <sub>max</sub> (W)	525	530	535	540	545	550
<b>Max. Power Voltage</b> V <sub>mp</sub> (V)	41.00	41.20	41.40	41.60	41.80	42.00
<b>Max. Power Current</b> I <sub>mp</sub> (A)	12.81	12.87	12.92	12.98	13.04	13.10
<b>Open Circuit Voltage</b> V <sub>oc</sub> (V)	48.82	49.02	49.22	49.42	49.62	49.82
<b>Short Circuit Current</b> I <sub>sc</sub> (A)	13.68	13.74	13.79	13.85	13.91	13.97
<b>Module Efficiency</b> (%)	20.32	20.52	20.71	20.90	21.10	21.29
<b>Power Output Tolerance</b> (W)	0~+5W					

\* STC: Irradiance 1000W/m<sup>2</sup>, Cell Temperature 25°C, Air Mass AM1.5.

\* Power measurement tolerance ±3%.

## Current-Voltage & Power-Voltage Curve (555D)



## Electrical Performance Parameters | NMOT

Model Type	525D(HPM) 72(182)	530D(HPM) 72(182)	535D(HPM) 72(182)	540D(HPM) 72(182)	545D(HPM) 72(182)	550D(HPM) 72(182)
<b>Nominal Max. Power</b> P <sub>max</sub> (W)	390	394	398	402	405	409
<b>Max. Power Voltage</b> V <sub>mp</sub> (V)	37.57	37.74	37.91	38.08	38.25	38.42
<b>Max. Power Current</b> I <sub>mp</sub> (A)	10.40	10.45	10.50	10.55	10.60	10.65
<b>Open Circuit Voltage</b> V <sub>oc</sub> (V)	46.44	46.51	46.57	46.65	46.72	46.84
<b>Short Circuit Current</b> I <sub>sc</sub> (A)	11.03	11.10	11.14	11.19	11.26	11.33

\* NMOT: Irradiance 800W/m<sup>2</sup>, Cell Temperature 20°C, Wind Speed 1m/s.

\* Power measurement tolerance ±3%.

## Temperature Characteristics

<b>Nominal Module Operating Temperature</b>	44±2°C
<b>Temperature Coefficient (I<sub>sc</sub>)</b>	+0.048%
<b>Temperature Coefficient (V<sub>oc</sub>)</b>	-0.26%
<b>Temperature Coefficient (P<sub>max</sub>)</b>	-0.34%

## Maximum Parameters

<b>Working Temperature</b>	-40~+85°C
<b>Maximum System Voltage</b>	1500V DC
<b>Nominal Maximum Fuse Current</b>	25A